


AJCON FINANCE LIMITED
Standalone Balance Sheet As at March 31, 2024

(₹ in Lacs)

Particulars	Note No	As at March 31, 2024	As at March 31, 2023
ASSETS			
1. Financial Assets			
(a) Cash and cash equivalents	3	0.92	0.81
(b) Bank balance other than (a) above		0.00	0.00
(c) Receivables	4		
(I) Trade receivables		0.00	0.00
(II) Other receivables		0.00	0.00
(d) Loans	5	1508.68	1649.71
(e) Investments	6	94.95	94.95
(f) Other financial assets	7	20.01	13.79
Sub-total		1,624.56	1,759.27
2. Non-Financial Assets			
(a) Current tax assets (net)		0.00	0.00
(b) Deferred tax assets (net)		0.00	0.00
(c) Property, Plant and Equipment	8	0.18	0.18
(d) Right of use assets		0.00	0.00
(e) Intangible assets under development		0.00	0.00
(f) Other intangible assets		0.00	0.00
(g) Other non-financial assets	9	1.20	1.14
(h) Inventories		0.08	0.05
Sub-total		1.46	1.37
Total		1,626.02	1,760.64
LIABILITIES AND EQUITY			
LIABILITIES			
(1) Financial Liabilities			
(a) Payables			
(I) Trade payables	10		
(i) Total outstanding dues of micro enterprises		0.00	0.00
(ii) Total outstanding dues of creditors other		0.00	0.00
(II) Other payables			
(i) Total outstanding dues of micro enterprises		0.00	0.00
(ii) Total outstanding dues of creditors other		44.27	42.06
(b) Borrowings (Other than debt securities)	11	828.50	995.29
(c) Other financial liabilities	12	2.86	3.42
Sub-total		875.63	1,040.77
(2) Non-Financial Liabilities			
(a) Current tax liabilities (net)		0.00	0.00
(b) Deferred tax liabilities (net)	13	0.04	0.04
(c) Provisions	14	10.64	2.96
(d) Other non-financial liabilities		0.00	0.00
Sub total		10.68	3.00




(3) EQUITY			
(a) Equity share capital	15	223.75	223.75
(b) Other equity	16	515.96	493.11
Sub total		739.71	716.86
Total		1,626.02	1,760.64

As per our report of even date attached

For and on behalf of the Board
Ajcon Finance Limited

FOR BHATTER & CO.
CHARTERED ACCOUNTANTS
Firm Reg. No.131092W

D. H. Bhattar



D. H. BHATTER
PROPRIETOR
M. No. 016937
UDIN: 24016937BKBYLK8381

Place : Mumbai
Date: 27.05.2024

Ashok Ajmera

Ashok Ajmera
Director
DIN : 00812092

Ankit Ajmera

Ankit Ajmera
Director
DIN : 00200434



Anuj Ajmera

Anuj Ajmera
Director
DIN : 01838428

AJCON FINANCE LIMITED

STATEMENT OF PROFIT AND LOSS FOR THE YEAR ENDED 31st MARCH 2024


(₹ in Lacs)

Particulars	Note No.	for the Year ended 31/03/2024	for the year ended 31/03/2023
I. Revenue from Operations	17	107.61	74.40
II. Other Income	18	0.23	1.12
III. Total Income (I+II)		107.84	75.53
IV Expenses			
Net Loss on fair value change			-
Employee Benefit Expenses	19	27.88	4.65
Financial Cost	20	23.73	34.42
Other Expenses	21	25.70	24.69
Total Expenses		77.32	63.77
V Profit/(Loss) before Exceptional & Extra-ordinary items & Tax (III-IV)		30.53	11.76
VI Exceptional item		-	-
VII Profit/(Loss) before Extra-ordinary items & Tax (V-VI)		30.53	11.76
VIII Extraordinary Item		-	-
IX Profit before Tax (VII-VIII)		30.53	11.76
X Tax Expenses			
i) Current Tax		7.68	2.96
ii) Deferred Tax Expenses/ (Savings)		-	-
iii) Short / (Excess) Tax Provision of Tax in Earlier Years			-
XI Profit/(Loss) for the period (IX - X)		22.84	8.80
EPS		1.02	0.39

As per our report of even date attached

FOR BHATTER & CO.
CHARTERED ACCOUNTANTS
Firm Reg. No.131092W

D. H. Bhattar



D. H. BHATTER
PROPRIETOR
M. No. 016937
UDIN: 24016937BKBYLK8381

Place : Mumbai
Date: 27.05.2024

For and on behalf of the Board
Ajcon Finance Limited

Ashok Ajmera


Ashok Ajmera
Director
DIN : 00812092

Ankit Ajmera

Ankit Ajmera
Director
DIN : 00200434

Anuj Ajmera

Anuj Ajmera
Director
DIN : 01838428



AJCON FINANCE LIMITED

Standalone Cash Flow Statement For the year ended March 31, 2024

(₹ in Lacs)

Particulars	For the year ended March 31, 2024	For the year ended March 31, 2023
Cash Flows From Operating Activities		
Net Profit/(Loss) before taxation, and extraordinary item	30.53	11.76
Adjustments for:		
Depreciation & Amortisation	0.00	0.00
Employee Stock Option Expenses	0.00	0.00
Provisions for Gratuity	0.00	0.00
Provisions for Leave Encashment	0.00	0.00
Interest Expenses	0.00	0.00
Capital Gain on Investments	0.00	0.00
Interest Income	0.00	0.00
Net Loss/(Gain) on Fair Value of Investments	0.00	0.00
Net Loss/(Gain) on sale of PPE & Intangible Assets	0.00	0.00
Operating Profit](Loss) Before Working Capital Changes	30.53	11.76
(Increase)/Decrease in Trade Receivables	0.00	0.00
(Increase)/Decrease in Loans	141.04	-104.96
(Increase)/Decrease in Other Financial Assets	-6.22	3.23
Increase/(Decrease) in Inventory	-0.04	0.00
(Increase)/Decrease in Other Non-Financial Assets	-0.05	-0.06
Increase/(Decrease) in Provisions	7.68	2.30
Increase/(Decrease) in Trade Payables	0.00	0.00
Increase/(Decrease) in Other Payables	2.21	-2.76
(Increase)/Decrease in borrowings	-166.79	89.12
(Increase)/Decrease in Other financial liabilities	-0.56	2.11
Increase/(Decrease) in Other Non-Financial Liabilities	0.00	0.00
Cash Generated From Operations	7.79	0.73
Taxes	7.68	2.96
Net cash flow from](used in) operating activities (A)	0.11	-2.23
Cash Flows From Investing Activities		
(Purchase)/Sale of PPE & Intangible Assets (net)	0.00	0.00
(Purchase) / Sale Investments (Including in subsidiaries)	0.00	0.00
Capital Gain on Investment	0.00	0.00
Interest received	0.00	0.00
Net cash flow from](used in) investing activities (B)	0.00	0.00
Cash Flows From Financing Activities		
Decrease in Bank Deposits	0.00	0.00
Increase in Share Capital	0.00	0.00
Increase in Share Premium (Net of share Issue Expenses)	0.00	0.00
Borrowed/ Repayment of Borrowings (Net)	0.00	0.00
Interest Expenses	0.00	0.00
Net cash flow from](used in) financing activities (C)	0.00	0.00




Net increase[(decrease) in Cash and Cash Equivalents	0.11	-2.23
Cash and Cash Equivalents at beginning of Year	0.81	3.04
Cash and Cash Equivalents at end of Period	0.92	0.81


As per our report of even date attached


For and on behalf of the Board
Ajcon Finance Limited

FOR BHATTER & CO.
CHARTERED ACCOUNTANTS
Firm Reg. No.131092W



D. H. BHATTER
PROPRIETOR
M. No. 016937
UDIN: 24016937BKBYLK8381




Ashok Ajmera
Director
DIN : 00812092


Ankit Ajmera
Director
DIN : 00200434




Anuj Ajmera
Director
DIN : 01838428

Place : Mumbai
Date: 27.05.2024

AJCON FINANCE LIMITED
STATEMENT OF CHANGES IN EQUITY FOR THE YEAR ENDED 31st March 2024

Share Capital

Particulars	(₹ in Lacs)	
	As at 31.03.2024	As at 31.03.2023
Authorised Share Capital 25,00,000 (25,00,000) Equity Shares of ₹ 10 each	250.00	250.00
Issued, Subscribed & Paid Up 22,37,500 (22,37,500) Equity Shares of ₹ 10 each fully paid up.	223.75	223.75
Total	223.75	223.75

Other equity


Particulars	(₹ in Lacs)	
	As at March 31, 2024	As at March 31, 2023
Securities Premium		
Balance at the beginning of the year	451.25	451.25
Additions during the year	-	-
Utilization during the year	-	-
Balance at the end of the year c/f to Balance Sheet	451.25	451.25
Special Reserve u/s 45-IC of RBI Act,1934		
Balance at the beginning of the year	17.29	15.48
Additions during the year	4.72	1.82
Balance at the end of the year c/f to Balance Sheet	22.02	17.29
Profit and Loss Account		
Balance at the beginning of the year	24.57	17.59
Profit/(Loss) during the year	22.84	8.80
Profit available for appropriation	47.41	26.39
Less : Trf to Special Reserve u/s 45-IC of RBI Act,1934	4.72	1.82
Balance at the end of the year c/f to Balance Sheet	42.69	24.57
Total	515.96	493.11

As per our report of even date attached

FOR BHATTER & CO.
CHARTERED ACCOUNTANTS
Firm Reg. No.131092W

D. H. Bhattar
D. H. BHATTER
PROPRIETOR
M. No. 16937
UDIN: 24016937BKBYLK8381

Place : Mumbai
Date : 27.05.2024




For and on behalf of the Board

Ashok Ajmera
Ashok Ajmera
Director
DIN:00812092

Ankit Ajmera
Ankit Ajmera
Director
DIN: 00200434

Anuj Ajmera
Anuj Ajmera
Director
DIN: 01838428



NOTE 3 : CASH AND CASH EQUIVALENTS**(₹ in Lacs)**

Particulars	As at March 31, 2024	As at March 31, 2023
Cash & cash equivalents		
Cash in hand	1.39	0.55
Balances with bank:		
- in current accounts	-0.47	0.26
Total Cash & cash equivalents	0.92	0.81

NOTE 4 : RECEIVABLES**(₹ in Lacs)**

Particulars	As at March 31, 2024	As at March 31, 2023
(i) Trade receivables		
- Receivables considered good - Unsecured	0.00	0.00
- Receivables which have significant increase in credit risk	0.00	0.00
- Receivables - credit impaired	0.00	0.00
(ii) Other receivables		
- Receivables considered good - Unsecured	0.00	0.00
Total	0.00	0.00

NOTE 5 : LOANS**(₹ in Lacs)**


Particulars	As at March 31, 2024	As at March 31, 2023
Unsecured, considered good		
Other advances recoverable in cash or in kind or for value, to be considered	1508.68	1649.71
Total	1508.68	1649.71

NOTE 6: INVESTMENTS**(₹ in Lacs)**

Particulars	As at March 31, 2024	As at March 31, 2023
Other Investments		
Investment in Equity Instruments- Strategic		
Unquoted Equity Shares at Cost		
6,875 (6,875) Equity shares of ₹10 each of M/s Ajcon IT.Com Ltd.	11.00	11.00
98,000 (98000) Equity shares of ₹10 each of M/s BD Ecordial Private Limited	32.20	32.20
23,000 (23000) Equity shares of ₹10 each of M/s Reach Ajcon Technologies Pvt.Ltd.	51.75	51.75
Total	94.95	94.95

NOTE 7 : OTHER FINANCIAL ASSETS**(₹ in Lacs)**

Particulars	As at March 31, 2024	As at March 31, 2023
Deposits with Stock Exchanges & Other Miscellaneous Deposits	0.03	0.03
Advance Receivable in Cash or Kind	19.98	13.76
Total	20.01	13.79



Note : 8

Depreciation as per Companies Act

Fixed Assets : Tangible Assets

Name of the Assets	Opening Balance as on 01/04/2023	Gross block			Closing Balance as on 31/03/2024	Opening Balance as on	Depreciation			Net Block		
		Addition	sale				For the Half year	Deduction/ Adjustments	Closing Balance as on 31/03/2024	31/03/2024	31/03/2023	
Tangible Assets												
Computers	16.45	-	-	16.45	16.27	-	-	16.27	-	0.18	0.18	
Furniture	0.19	-	-	0.19	0.19	-	-	0.19	-	-	-	
Electrical Installation	0.04	-	-	0.04	0.04	-	-	0.04	-	-	-	
Office Equipments	0.31	-	-	0.31	0.31	-	-	0.31	-	-	-	
Total	16.99	-	-	16.99	16.81	-	-	16.81	-	0.18	0.18	

(₹ in Lacs)



NOTE 9 : OTHER NON-FINANCIAL ASSETS**(₹ in Lacs)**

Particulars	As at March 31, 2024	As at March 31, 2023
Prepaid expenses	0.00	0.00
GST credit receivable	1.20	1.14
Capital advance	0.00	0.00
Other advances	0.00	0.00
Total	1.20	1.14

NOTE 10 : PAYABLES**(₹ in Lacs)**

Particulars	As at March 31, 2024	As at March 31, 2023
(I) Trade Payable		
(i) total outstanding dues of micro enterprises and small enterprises	0.00	0.00
(ii) total outstanding dues of creditors other than micro enterprises and	0.00	0.00
Total (a)	0.00	0.00
(II) Other Payable		
(i) total outstanding dues of micro enterprises and small enterprises	0.00	0.00
(ii) total outstanding dues of creditors other than micro enterprises and	44.27	42.06
Total (b)	44.27	42.06
Total (a+b)	44.27	42.06

NOTE 11 : BORROWINGS (OTHER THAN DEBT SECURITIES)**(₹ in Lacs)**

Particulars	As at March 31, 2024	As at March 31, 2023
At amortised cost		
(a) Secured		
- Inter Corporate Loans/ Advances (Secured against shares, repayable on demand)	0.00	0.00
(b) Other loans : Unsecured		
- Temporary Bank Overdraft	0.00	0.00
- Inter Corporate Deposits	828.50	995.29
- Advances received against Strategic Investment	0.00	0.00
Total (c) = (a)+ (b)	828.50	995.29
Borrowings in India	828.50	995.29
Borrowings outside India	0.00	0.00
Total	828.50	995.29

NOTE 12 : OTHER FINANCIAL LIABILITIES**(₹ in Lacs)**


Particulars	As at March 31, 2024	As at March 31, 2023
TDS and Other Liabilities	2.86	3.42
Total	2.86	3.42

NOTE 13 : DEFERRED TAX LIABILITIES (NET)**(₹ in Lacs)**

Particulars	As at March 31, 2024	As at March 31, 2023
Deferred Tax Liability on account of depreciation : (Opening)	0.04	0.04
Add: Deferred Tax Liability/ (Asset) for timing difference	-	-
Net Deferred Tax Liability : (Closing)	0.04	0.04

NOTE 14 : PROVISIONS**(₹ in Lacs)**

Particulars	As at March 31, 2024	As at March 31, 2023
Provision for Taxation	10.64	2.96
Total	10.64	2.96



Note: 15 Share Capital

(₹ in Lacs)

Particulars	As at March 31, 2024	As at March 31, 2023
Authorised Share Capital 25,00,000 (25,00,000) Equity Shares of ₹10 each	250.00	250.00
Issued, Subscribed & Paid Up 22,37,500 (22,37,500) Equity Shares of ₹10 each fully paid up.	223.75	223.75
Total	223.75	223.75

NOTE 16 : Other equity

(₹ in Lacs)

Particulars	As at March 31, 2024	As at March 31, 2023
Securities Premium		
Balance at the beginning of the year	451.25	451.25
Additions during the year	-	-
Utilization during the year	-	-
Balance at the end of the year c/f to Balance Sheet	451.25	451.25
Special Reserve u/s 45-IC of RBI Act, 1934		
Balance at the beginning of the year	17.29	15.48
Additions during the year	4.72	1.82
Balance at the end of the year c/f to Balance Sheet	22.02	17.29
Profit and Loss Account		
Balance at the beginning of the year	24.57	17.59
Profit/(Loss) during the year	22.84	8.80
Profit available for appropriation	47.41	26.39
Less : Trf to Special Reserve u/s 45-IC of RBI Act, 1934	4.72	1.82
Balance at the end of the year c/f to Balance Sheet	42.69	24.57
Total	515.96	493.11



NOTE 17 : Revenue from Operations

(₹ in Lacs)

Particulars	For the year ended March 31, 2024	For the year ended March 31, 2023
Profit/(Loss) from Securities and Commodity Trading	0.00	0.00
Interest income	107.58	74.40
Net Profit on fair value change	0.04	0.00
Total	107.61	74.40

NOTE 18 : OTHER INCOME

(₹ in Lacs)

Particulars	For the year ended March 31, 2024	For the year ended March 31, 2023
Interest on IT Refund	0.23	0.72
Misc. income	0.00	0.40
Total	0.23	1.12

NOTE 19: EMPLOYEE BENEFIT EXPENSES

(₹ in Lacs)

Particulars	For the year ended March 31, 2024	For the year ended March 31, 2023
Salaries And Bonus	24.13	4.65
Staff Welfare Expenses	3.75	0.00
Total	27.88	4.65

NOTE 20 : FINANCE COST MEASURED THROUGH AMOTISED COST

(₹ in Lacs)

Particulars	For the year ended March 31, 2024	For the year ended March 31, 2023
Interest Expenses	23.70	34.23
Bank Charges	0.04	0.20
Total	23.73	34.42


NOTE 21 : OTHER EXPENSES

(₹ in Lacs)

Particulars	For the year ended March 31, 2024	For the year ended March 31, 2023
Auditors' Remuneration	0.10	0.10
Professional Fees	1.12	0.55
Postage, Courier and Telegram	0.11	0.01
Rent, Rates & Taxes	-	0.51
Subscription and Membership Fees	0.64	0.05
Sundry Expenses	4.42	0.46
Commission	10.35	23.00
Printing & Stationery	0.23	-
Travelling & Conveyance	2.94	0.01
Telephone Expenses	0.10	-
Business Promotion Expenses	5.68	-
TOTAL	25.70	24.69


As per our report of even date attached

FOR BHATTER & CO.
CHARTERED ACCOUNTANTS
Firm Reg. No.131092W





D. H. BHATTER
PROPRIETOR
M. No. 016937
UDIN: 24016937BKBYLK8381

Place : Mumbai
Date: 27.05.2024



For and on behalf of the Board
Aicon Finance Limited


Ashok Ajmera
Director
DIN : 00812092


Ankit Ajmera
Director
DIN : 00200434


Anuj Ajmera
Director
DIN : 01838428

