


# KANCHANMANIK SECURITIES PVT. LTD.

## Standalone Balance Sheet As at March 31, 2024

(₹ in Lacs)

Particulars	Note No	As at March 31, 2024	As at March 31, 2023
<b>ASSETS</b>			
<b>1. Financial Assets</b>			
(a) Cash and cash equivalents	3	0.96	0.80
(b) Bank balance other than (a) above		-	-
(c) Receivables	4		
(I) Trade receivables		-	-
(II) Other receivables		-	-
(d) Loans	5	0.80	1.00
(e) Investments		-	-
(f) Other financial assets		-	-
Sub-total		<b>1.76</b>	<b>1.80</b>
<b>2. Non-Financial Assets</b>			
(a) Current tax assets (net)		-	-
(b) Deferred tax assets (net)		-	-
(c) Property, Plant and Equipment		-	-
(d) Right of use assets		-	-
(e) Intangible assets under development		-	-
(f) Other intangible assets		-	-
(g) Other non-financial assets		-	-
(h) Inventories		-	-
Sub-total		-	-
<b>Total</b>		<b>1.76</b>	<b>1.80</b>
<b>LIABILITIES AND EQUITY</b>			
<b>LIABILITIES</b>			
<b>(1) Financial Liabilities</b>			
(a) Payables			
(I) Trade payables	6		
(i) Total outstanding dues of micro enterprises		-	-
(ii) Total outstanding dues of creditors other		-	-
(II) Other payables			
(i) Total outstanding dues of micro enterprises		-	-
(ii) Total outstanding dues of creditors other		0.13	0.28
(b) Borrowings (Other than debt securities)		-	-
(c) Other financial liabilities		-	-
Sub-total		<b>0.13</b>	<b>0.28</b>
<b>(2) Non-Financial Liabilities</b>			
(a) Current tax liabilities (net)		-	-
(b) Deferred tax liabilities (net)		-	-
(c) Provisions	7	0.03	-
(d) Other non-financial liabilities		-	-
Sub total		<b>0.03</b>	-
<b>(3) EQUITY</b>			
(a) Equity share capital	8	10.00	10.00
(b) Other equity	9	(8.40)	(8.48)
Sub total		<b>1.60</b>	<b>1.52</b>







Total		1.76	1.80
-------	--	------	------

As per our report of even date attached

For and on behalf of the Board  
Kanchanmanik Securities Pvt. Ltd.

FOR BHATTER & CO.  
CHARTERED ACCOUNTANTS  
Firm Reg. No.131092W


  
Ashok Ajmera  
Director  
DIN : 00812092

  
D. H. BHATTER  
PROPRIETOR  
M. No. 016937  
UDIN: 24016937BKBYLM1303



  
Ankit Ajmera  
Director  
DIN : 00200434



  
Anuj Ajmera  
Director  
DIN : 01838428

Place : Mumbai  
Date: 27.05.2024



# KANCHANMANIK SECURITIES PVT. LTD.

## STATEMENT OF PROFIT AND LOSS FOR THE YEAR ENDED 31st MARCH 2024

(₹ in Lacs)


Particulars	Note No	for the Year ended 31/03/2024	for the year ended 31/03/2023
I. Revenue from Operations	10	-	-
II. Other Income	11	0.15	-
<b>III. Total Revenue (I+II)</b>		<b>0.15</b>	<b>-</b>
<b>IV Expenses</b>			
Net Loss on fair value change		-	-
Employee Benefit Expenses		-	-
Financial Cost	12	0.03	0.01
Other Expenses	13	0.01	0.06
<b>Total Expenses</b>		<b>0.04</b>	<b>0.07</b>
<b>V Profit/(Loss) before Exceptional &amp; Extra-ordinary items &amp; Tax (III-IV)</b>		<b>0.11</b>	<b>(0.07)</b>
VI Exceptional item		-	-
<b>VII Profit/(Loss) before Extra-ordinary items &amp; Tax (V-VI)</b>		<b>0.11</b>	<b>(0.07)</b>
VIII Extraordinary Item		-	-
<b>IX Profit before Tax (VII-VIII)</b>		<b>0.11</b>	<b>(0.07)</b>
<b>X Tax Expenses</b>			
i) Current Tax		0.03	-
ii) Deferred Tax Expenses/ (Savings)		-	-
iii) Short / (Excess) Tax Provision of Tax in Earlier Years		-	-
<b>XI Profit/(Loss) for the period (IX - X)</b>		<b>0.08</b>	<b>(0.07)</b>

As per our report of even date attached

For and on behalf of the Board  
Kanchanmanik Securities Pvt. Ltd.

FOR BHATTER & CO.  
CHARTERED ACCOUNTANTS  
Firm Reg. No.131092W

*D. H. Bhatte*



D. H. BHATTER  
PROPRIETOR  
M. No. 016937  
UDIN: 24016937BKBYLM1303

Place : Mumbai  
Date: 27.05.2024

*Ashok Ajmera*

Ashok Ajmera  
Director  
DIN : 00812092

*Ankit Ajmera*

Ankit Ajmera  
Director  
DIN : 00200434

*Anuj Ajmera*

Anuj Ajmera  
Director  
DIN : 01838428





**KANCHANMANIK SECURITIES PVT. LTD.**  
**Cash Flow Statement For the year ended March 31, 2024**

(₹ in Lacs)


Particulars	For the year ended March 31, 2024	For the year ended March 31, 2023
<b>Cash Flows From Operating Activities</b>		
<b>Net Profit/(Loss) before taxation, and extraordinary item</b>	0.08	-0.07
Adjustments for:		
Depreciation & Amortisation	0.00	0.00
Employee Stock Option Expenses	0.00	0.00
Provisions for Gratuity	0.00	0.00
Provisions for Leave Encashment	0.00	0.00
Interest Expenses	0.00	0.00
Capital Gain on Investments	0.00	0.00
Interest Income	0.00	0.00
Net Loss/(Gain) on Fair Value of Investments	0.00	0.00
Net Loss/(Gain) on sale of PPE & Intangible Assets	0.00	0.00
<b>Operating Profit/(Loss) Before Working Capital Changes</b>	<b>0.08</b>	<b>-0.07</b>
(Increase)/Decrease in Trade Receivables	0.00	0.00
(Increase)/Decrease in Loans	0.20	-1.00
(Increase)/Decrease in Other Financial Assets	0.00	0.00
Increase/(Decrease) in Inventory	0.00	0.00
(Increase)/Decrease in Other Non-Financial Assets	0.00	0.00
Increase/(Decrease) in Provisions	0.03	0.00
Increase/(Decrease) in Trade Payables	0.00	0.00
Increase/(Decrease) in Other Payables	-0.15	0.21
(Increase)/Decrease in borrowings	0.00	0.00
Increase/(Decrease) in Other Non-Financial Liabilities	0.00	0.00
<b>Cash Generated From Operations</b>	<b>0.16</b>	<b>-0.87</b>
Taxes	0.00	0.00
<b>Net cash flow from/(used in) operating activities (A)</b>	<b>0.16</b>	<b>-0.87</b>
<b>Cash Flows From Investing Activities</b>		
(Purchase)/Sale of PPE & Intangible Assets (net)	0.00	0.00
(Purchase) / Sale Investments (Including in subsidiaries)	0.00	0.00
Capital Gain on Investment	0.00	0.00
Interest received	0.00	0.00
<b>Net cash flow from/(used in) investing activities (B)</b>	<b>0.00</b>	<b>0.00</b>
<b>Cash Flows From Financing Activities</b>		
Decrease in Bank Deposits	0.00	0.00
Increase in Share Capital	0.00	0.00
Increase in Share Premium (Net of share Issue Expenses)	0.00	0.00
Borrowed/ Repayment of Borrowings (Net)	0.00	0.00
Interest Expenses	0.00	0.00
<b>Net cash flow from/(used in) financing activities (C)</b>	<b>0.00</b>	<b>0.00</b>
<b>Net increase/(decrease) in Cash and Cash Equivalents (A+B+C)</b>	<b>0.16</b>	<b>-0.87</b>
<b>Cash and Cash Equivalents at beginning of Year</b>	<b>0.80</b>	<b>1.66</b>
<b>Cash and Cash Equivalents at end of Period</b>	<b>0.96</b>	<b>0.80</b>

As per our report of even date attached

FOR BHATTER & CO.  
CHARTERED ACCOUNTANTS  
Firm Reg. No.131092W

*D. H. Bhattar*  
D. H. BHATTER  
PROPRIETOR  
M. No. 016937  
UDIN: 24016937BKBYLM1303

Place : Mumbai  
Date: 27.05.2024



For and on behalf of the Board  
Kanchanmanik Securities Pvt. Ltd.

*Ashok Ajmera*  
Ashok Ajmera  
Director  
DIN : 00812092

*Ankit Ajmera*  
Ankit Ajmera  
Director  
DIN : 00200434

*Anuj Ajmera*  
Anuj Ajmera  
Director  
DIN : 01838428





# KANCHANMANIK SECURITIES PVT. LTD.

## STATEMENT OF CHANGES IN EQUITY FOR THE YEAR ENDED 31st March 2024

### Share Capital

(₹ in Lacs)

Particulars	As at 31.03.2024	As at 31.03.2023
<u>Authorised Share Capital</u> 2,50,000 (2,50,000) Equity Shares of ₹10 each	25.00	25.00
<u>Issued, Subscribed &amp; Paid Up</u> 1,00,000(1,00,000) Equity Shares of ₹10 each fully paid.	10.00	10.00
<b>Total</b>	<b>10.00</b>	<b>10.00</b>

### Other equity


(₹ in Lacs)

Particulars	As at March 31, 2024	As at March 31, 2023
<u>Profit and Loss Account</u>		
Balance at the beginning of the year	(8.48)	(8.41)
Profit/(Loss) during the year	0.08	(0.07)
<b>Balance at the end of the year c/f to Balance Sheet</b>	<b>(8.40)</b>	<b>(8.48)</b>


As per our report of even date attached

For and on behalf of the Board  
Kanchanmanik Securities Pvt. Ltd.


FOR BHATTER & CO.  
CHARTERED ACCOUNTANTS  
Firm Reg. No.131092W



**D. H. BHATTER**  
PROPRIETOR  
M. No. 016937  
UDIN: 24016937BKBYLM1303



Place : Mumbai  
Date: 27.05.2024




**Ashok Ajmera**  
Director  
DIN : 00812092



**Ankit Ajmera**  
Director  
DIN : 00200434





**Anuj Ajmera**  
Director  
DIN : 01838428



**NOTE 3 : CASH AND CASH EQUIVALENTS****(₹ in Lacs)**


Particulars	As at March 31, 2024	As at March 31, 2023
Cash & cash equivalents		
Cash in hand	0.77	0.77
Balances with bank:		
- in current accounts	0.18	0.02
<b>Total Cash &amp; cash equivalents</b>	<b>0.96</b>	<b>0.80</b>

**NOTE 4 : RECEIVABLES****(₹ in Lacs)**

Particulars	As at March 31, 2024	As at March 31, 2023
(i) Trade receivables		
- Receivables considered good - Unsecured	-	-
- Receivables which have significant increase in credit risk	-	-
- Receivables - credit impaired	-	-
(ii) Other receivables		
- Receivables considered good - Unsecured	-	-
<b>Total</b>	<b>0.00</b>	<b>0.00</b>

**NOTE 5: LOANS****(₹ in Lacs)**

Particulars	As at March 31, 2024	As at March 31, 2023
<b>Unsecured, considered good</b>		
Other advances recoverable in cash or in kind or for value, to be considered	0.80	1.00
<b>Total</b>	<b>0.80</b>	<b>1.00</b>





**NOTE 6 : PAYABLES****(₹ in Lacs)**

<b>Particulars</b>	<b>As at March 31, 2024</b>	<b>As at March 31, 2023</b>
(I) Trade Payable		
(i) total outstanding dues of micro enterprises and small enterprises	-	-
(ii) total outstanding dues of creditors other than micro enterprises and small	-	-
Total (a)	-	-
(II) Other Payable		
(i) total outstanding dues of micro enterprises and small enterprises	-	-
(ii) total outstanding dues of creditors other than micro enterprises and small	0.13	0.28
Total (b)	0.13	0.28
Total (a+b)	<b>0.13</b>	<b>0.28</b>

**NOTE 7 : PROVISIONS****(₹ in Lacs)**

<b>Particulars</b>	<b>As at March 31, 2024</b>	<b>As at March 31, 2023</b>
Provision for Taxation	0.03	-
<b>Total</b>	<b>0.03</b>	<b>0.00</b>





**Note: 8 Share Capital**


(₹ in Lacs)

Particulars	As at	As at
	March 31, 2024	March 31, 2023
<b>Authorised Share Capital</b> 2,50,000 (2,50,000) Equity Shares of ` 10 each	25.00	25.00
<b>Issued, Subscribed &amp; Paid Up</b> 1,00,000(1,00,000) Equity Shares of ` 10 each fully paid.	10.00	10.00
<b>Total</b>	<b>10.00</b>	<b>10.00</b>

**NOTE 9 : Other equity**

(₹ in Lacs)

Particulars	As at	As at
	March 31, 2024	March 31, 2023
<b>Profit and Loss Account</b>		
Balance at the beginning of the year	(8.48)	(8.41)
Profit/(Loss) during the year	0.08	(0.07)
<b>Balance at the end of the year c/f to Balance Sheet</b>	<b>(8.40)</b>	<b>(8.48)</b>





**NOTE 10 : Revenue from Operations**

Particulars	(₹ in Lacs)	
	For the year ended March 31, 2024	For the year ended March 31, 2023
Profit/(Loss) from Proprietary Trading	0.00	0.00
Net Profit on fair value change	0.00	0.00
<b>Total</b>	<b>0.00</b>	<b>0.00</b>

**NOTE 11 : OTHER INCOME**

Particulars	(₹ in Lacs)	
	For the year ended March 31, 2024	For the year ended March 31, 2023
Interest received	0.00	0.00
Professional Fees	0.15	0.00
<b>Total</b>	<b>0.15</b>	<b>0.00</b>

**NOTE 12 : FINANCE COST**

Particulars	(₹ in Lacs)	
	For the year ended March 31, 2024	For the year ended March 31, 2023
Bank Charges	0.03	0.01
<b>Total</b>	<b>0.03</b>	<b>0.01</b>

**NOTE 13 : OTHER EXPENSES**


Particulars	(₹ in Lacs)	
	For the year ended March 31, 2024	For the year ended March 31, 2023
Auditors' Remuneration	0.01	0.01
ROC & Other Filing Fees	0.00	0.01
Professional Fees	0.00	0.04
Sundry Expenses	0.00	0.00
<b>Total</b>	<b>0.01</b>	<b>0.06</b>

As per our report of even date attached

FOR BHATTER & CO.  
CHARTERED ACCOUNTANTS  
Firm Reg. No.131092W

D. H. BHATTER  
PROPRIETOR  
M. No. 016937  
UDIN: 24016937BKBYLM1303

Place : Mumbai  
Date: 27.05.2024



For and on behalf of the Board  
Kanchanmanik Securities Pvt. Ltd.

Ashok Ajmera  
Director  
DIN : 00812092

Ankit Ajmera  
Director  
DIN : 00200434

Anuj Ajmera  
Director  
DIN : 01838428

